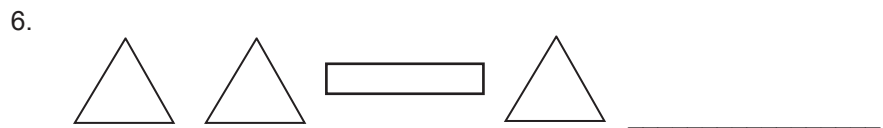



# Worksheet 1

Find the rule for the following number patterns.

- 3, 6, 9, 12, 15, .....
- 4, 8, 16, 32, 64, .....
- 1, 3, 9, 27, 81, .....
- 22, 19, 16, 13, 10, .....

Draw the next figure in the following geometric patterns.



- Draw the letter A and draw its line of symmetry.
- Draw the letter H and draw its lines of symmetry.

## Worksheet 2

Find the rule for the following number patterns.

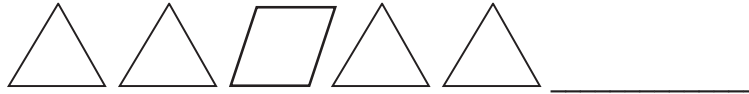
1. 2, 4, 6, 8, 10, \_\_\_\_\_
2. 5, 15, 25, 35, 45, \_\_\_\_\_
3. 21, 17, 13, 9, 5, \_\_\_\_\_
4. 18, 15, 12, 9, 6, \_\_\_\_\_

Draw the next figure in the following geometric patterns.

5.



6.



7.



8.

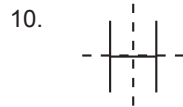
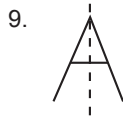
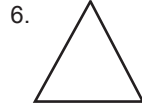
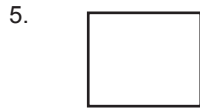


9. Draw the letter T and draw its line of symmetry.

10. Draw the letter X and draw its 2 lines of symmetry.

## Answers to Worksheet 1

1. Start with 3 and add 3 to get the next number.
2. Start with 4 and multiply by 2 to get the next term.
3. Start with 1 and multiply by 3 to get the next term.
4. Start with 22 and subtract 3 to get the next term.



## Answers to Worksheet 2

1. Start with 2 and add 2 to get the next number.
2. Start with 5 and add 10 to get the next term.
3. Start with 21 and subtract 4 to get the next term.
4. Start with 18 and subtract 3 to get the next term.

